




Union Special[®]
LEWIS[®] • COLUMBIA[®]

INDUSTRIAL
SEWING
MACHINES

CLASS
51200

CATALOG
NO.
T106 P



LIST OF PARTS
FOR
STYLE 51200 BE

UNION SPECIAL CORPORATION
CHICAGO

From the library of: Superior Sewing Machine & Supply LLC

Catalog No. T106 P

LIST OF PARTS

CLASS 51200

Style

51200 BE

First Edition

Copyright 1963
by
Union Special Corporation
Rights Reserved in All Countries

UNION SPECIAL CORPORATION
INDUSTRIAL SEWING MACHINES
CHICAGO

Printed in U.S.A.

October, 1978

IDENTIFICATION OF MACHINES

Each UNION SPECIAL machine is identified by a Style number which is stamped into the name plate on the machine. Style numbers are classified as standard and special. Standard Style numbers have one or more letters suffixed, but never contain the letter "Z". Example: "51200 BE". Special Style numbers contain the letter "Z". When only minor changes are made in a standard machine, a "Z" is suffixed to the Standard Style number. Example: "51200 BEZ".

Styles of machines similar in construction are grouped under a class number which differs from the Style number, in that it contains no letters. Example: "51200".

APPLICATION OF CATALOG

This catalog applies specifically to the Standard Style of machine as listed herein. It can also be applied with discretion to some Special Styles of machines in this class. Reference to direction, such as right, left, front, back, etc., are given from the operator's position while seated at the machine. Operating direction of handwheel is toward the operator.

STYLE OF MACHINE

Streamlined Flat Bed, Low Throw, Trimming Knife Abreast of Needle, Rear Chip Disposal, One Needle, Needle Bearing Needle Bar Drive, Light Weight Presser Bar and Needle Bar Driving Mechanism, Single Disc Take-up, Single Reservoir Enclosed Automatic Lubricating System, Filter Type Oil Return Pump with Oil Pan Base Plate, Oil Siphon Assembly, Lateral Looper Travel.

51200 BE For miscellaneous operations (while simultaneously trimming) on ladies' blouses, children's and ladies' dresses and similar operations where chaining is required on light to medium weight materials. Knee press and tape reel furnished with machine. Presser foot with 9/16 inch tape tube on toe for taping operation is optional and will be furnished in place of other presser foot, if specified. Seam specification 401-SSa-1. Stitch range 9 to 14 per inch.

NEEDLES

Each UNION SPECIAL needle has both a type number and size number. The type number denotes the kind of shank, point, length, groove, finish and other details. The size number, stamped on the needle shank, denotes the largest diameter of blade measured in thousandths of an inch, midway between the shank and the eye. Collectively, the type number and size number is the complete symbol, which is given on the label of all needles packaged and sold by Union Special.

Standard needle for Style 51200 BE is Type 108 GHS. It has a round shank, round point, extra short, double groove, struck groove, ball eye, spotted, ball point, chromium plated - sizes 070/027, 075/029, 080/032, 090/036, 100/040, 110/044, 125/049.

To have needle orders promptly and accurately filled, an empty package, a sample needle, or the type and size number should be forwarded. Use description on label. A complete order would read as follows: '1000 Needles, Type 108 GHS, Size 080/032.

Selection of the proper needle size should be determined by the size of thread used. Thread should pass freely through the needle eye in order to produce a good stitch formation.

IDENTIFYING PARTS

Where construction permits, each part is stamped with its part number. On some of the smaller parts, and on those where the construction does not permit, an identification letter is stamped in to distinguish the part from similar ones.

Part numbers represent the same part, regardless of catalog in which they appear.

IMPORTANT! ON ALL ORDERS, PLEASE INCLUDE PART NAME AND STYLE OF MACHINE FOR WHICH PART IS ORDERED.

USE GENUINE NEEDLES AND REPAIR PARTS

Success in the operation of these machines can be secured only with genuine UNION SPECIAL Needles and Repair Parts as furnished by the Union Special Corporation, its subsidiaries and authorized distributors. They are designed according to the most approved scientific principles, and are made with utmost precision. Maximum efficiency and durability are assured.

Genuine needles are packaged with labels marked *Union Special*®. Genuine repair parts are stamped with the Union Special trademark, U S Emblem. Each trademark is your guarantee of the highest quality in materials and workmanship.

TERMS

Prices are net cash and subject to change without notice. All shipments are forwarded f. o. b. shipping point. Parcel Post shipments are insured unless otherwise directed. A charge is made to cover postage and insurance.

OILING

The oil has been drained from the machine before shipping, and the reservoir must be filled before beginning to operate. Use a straight mineral oil with a Saybolt viscosity of 90 to 125 seconds at 100° Fahrenheit.

Oil is filled at the spring cap in the top cover and the level is checked at the sight gauge on the front of the machine. The oil level should be maintained between the red lines on the gauge. The capacity of the oil reservoir is 12 ounces.

The machine is automatically lubricated and no oiling, other than keeping the main reservoir filled, is necessary.

A daily check before the morning start should be made and oil added if required. Oil which has gone through the machine is filtered and pumped back into the main reservoir, making too frequent oilings unnecessary. Excessive oil in the main reservoir may be drained at the plug screw in the main frame directly under the handwheel.

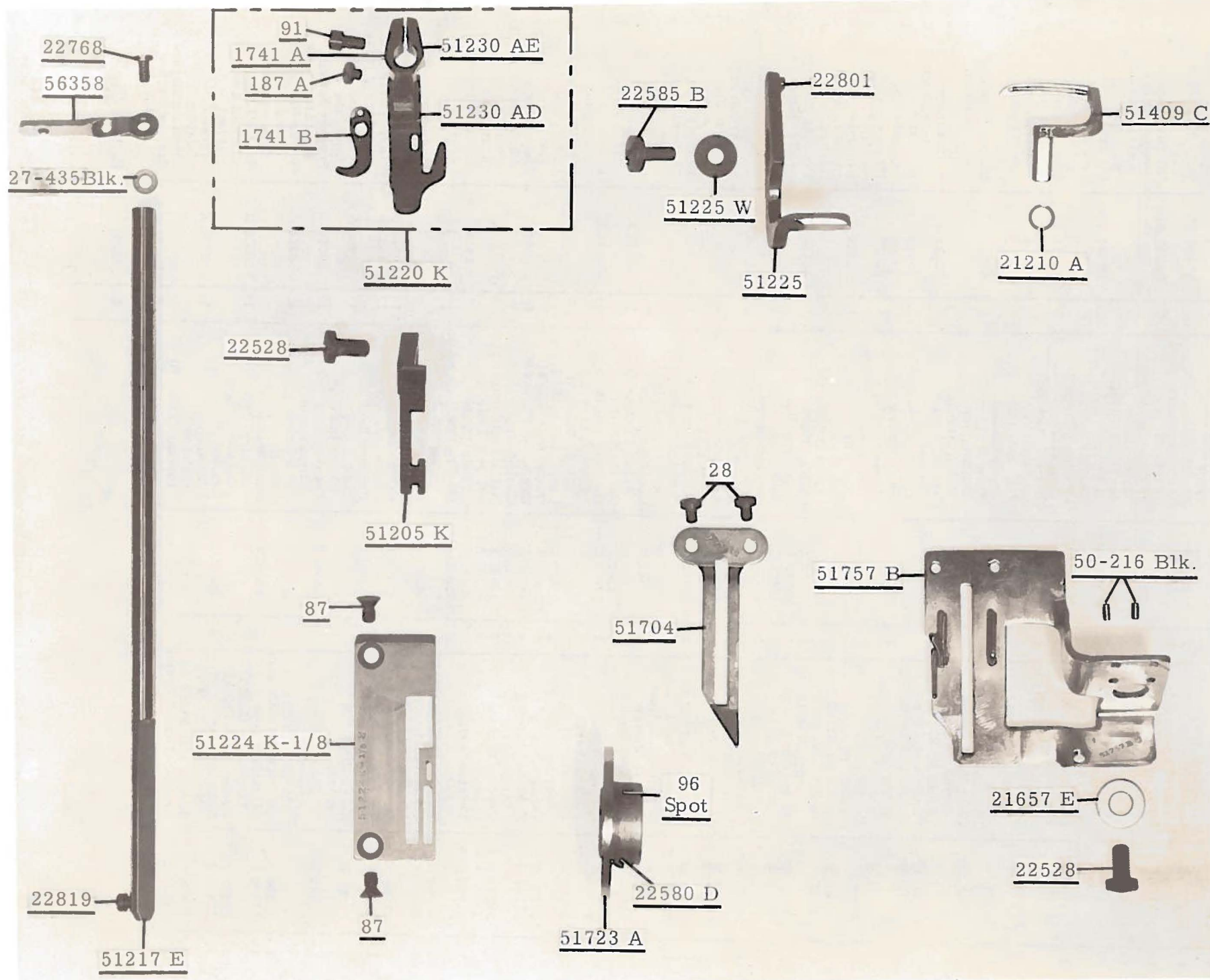
The following is a numerical list of the parts in this machine. Quantities, part numbers, and descriptions are given. Following the parts list are photographs of some of the major parts.

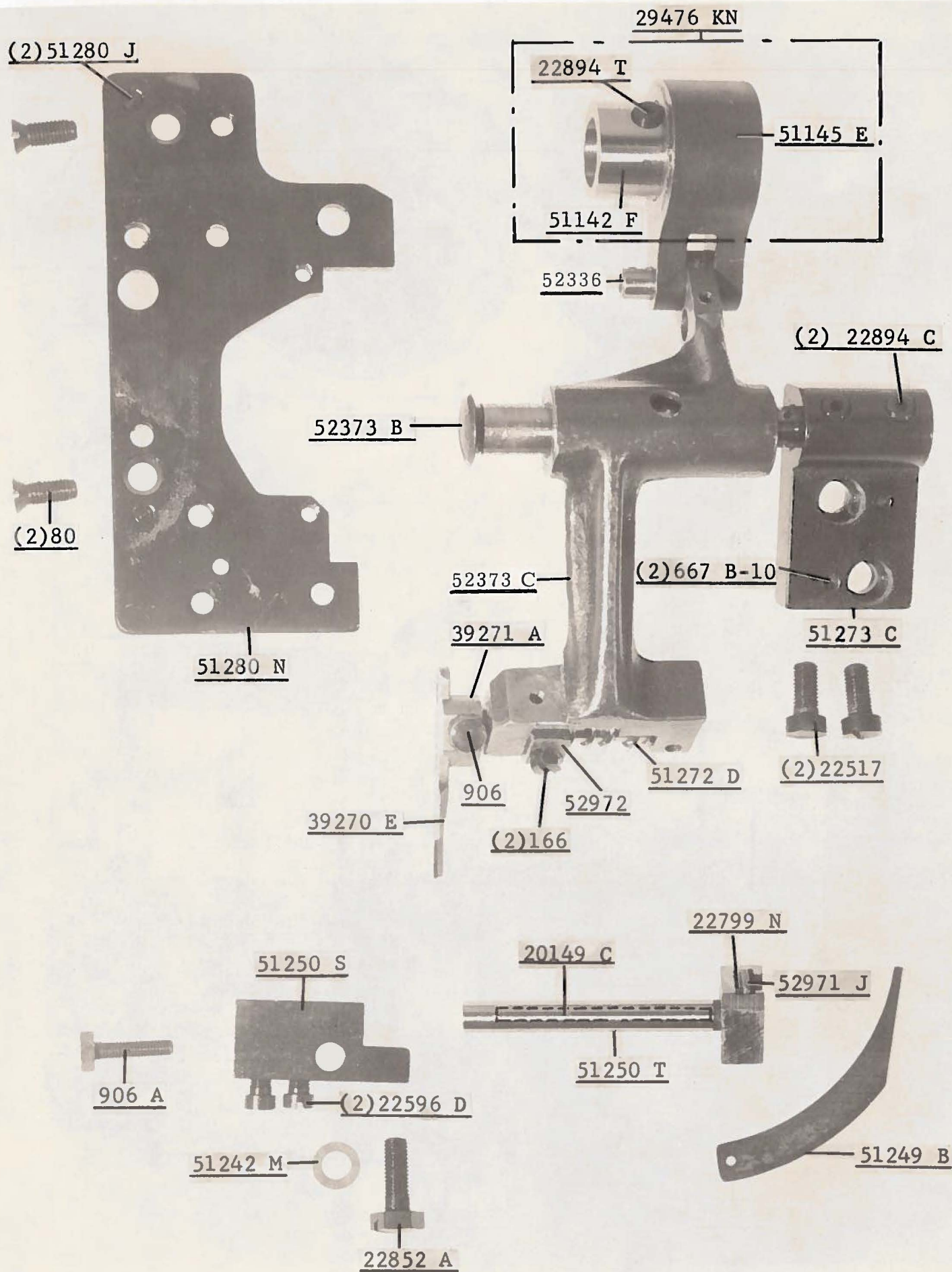
Amt.	Part No.	Description	Amt.	Part No.	Description	Amt.	Part No.	Description
1	8	Feed Rocker Shaft	2	531	Screw for 51493 BQ	1	21171 AC	Tape Reel Pin for 21171 AB (258 A)
3	18	Nut for 51240 E, 55241 N, 55244 G	1	643-127	Gasket for 51493 AG	1	21177 A	Tape Reel Spring
3	20	Washer for 51282 AH	1	660-136	Feed Crank Link	1	21210 A	Collar for 21171 AB (22647 K-24)
2	20	Washer for 51236 G, 51758	1	660-168	Oil Tube (258 A)	1	21212	Looper Collar
2	25 S	Screw for 51282 AJ	1	660-202	Knee Press Plate	1	21257 B	Oil Siphon Connection
1	27-435 Blk.	Needle Bar	1	660-207	Cushion for 21664	1	21657-3	Locking Ring
2	28	Eyelet Washer	1	660-212	"O" Ring for pulley	1	21657 E	Belt Guard (93)
2	50-216 Blk.	Screw for 51704	2	660-215	Oil Seal Ring for foot lifter lever bushing	1	21657 W	Tension Release Separator (22598 C, 80557)
1	50-458 Blk.	Pin for 51757 B	2	660-219 G	Oil Seal Ring for 51150, 51250 E (22586 R)	1	21660 H	Washer for 51757 B
1	50-648 Blk.	Pin for 51241 K	1	666-65	Retaining Ring for 52336	1	21662 R	Tension Release Lever Shaft
1	50-789 Blk.	Lucite Oil Gauge	2	666-111	Hinge Pin for 21662 R	1	21662 S	Tension Release Lever Shaft Bushing
3	52 A	Oil Cap Hinge	2	666-114	Oil Wick for 51144	1	21662 T	Tension Release Lever Connection (402, 22596)
1	69 FD	Pin for 52882 AD	2	666-149	Oil Wick for 8	1	21662 U	Knee Press Assembly
1	73	Looper Thread	1	666-170	Oil Wick for right main shaft bearing	1	21662 V	Knee Press Lifter Arm for 21660 H (660-219 G, 22650 CE-6, 39536 AD)
1	77	Eyelet (98 A)	2	666-179	Oil Wick for left main shaft bearing	1	21663 A	Knee Press Link Connection for 21660 H (531)
1	77	Screw for 21664	1	666-201	Felt Wick for 51054	1	21664	Knee Press Link for 21660 H
1	77	Screw for looper	1	666-208	Oil Wick for needle lever	1	21664 C	Knee Press Lever for 21660 H (22557 A, 39536 AD)
1	77	Screw for needle lever link pin, upper	1	666-209	Wedge Pin for 666-111	1	21664 F	Torsion Spring for 21660 H
1	77	Screw for 51054	1	666-214	Felt Plug for 51294 U	1	21695 Y	Knee Press Plate Lever for 21660 H
1	77	Screw for 51236 A	2	667 B-10	Oil Wick for 51294 X	1	21664	Knee Press Plate for 21660 H (69 FD)
2	77 F	Screw for 51281 AR	2	668-25	Felt Siphon Cup	1	21664 C	Bracket for 21660 H
2	80	Screw for cloth plate	2	668-28	Disc for 51294 U	1	21664 F	Mounting Bracket for 21660 H (80, 92201)
2	80	Screw for 21664 F	2	719	Felt Lint Filter for 51294 M	1	21695 Y	Finger Guard (22517 B)
2	80	Screw for 51280 N	1	753	Dowel Pin for 51273 C	3	22513	Screw for 35731 A
1	81	Screw for 51242 Y (12982)	1	753	Eyelet for 51292 D	2	22517	Screw for 51273 C
1	82	Screw for 51236 G	2	906	Eyelet Locking Ring for 51292 D	2	22517 B	Screw for 21695 Y
2	87	Screw for throat plate	1	906 A	Screw for 51150, 56350 A	2	22519 C	Screw for 51235 A (51235 G)
2	88	Set Screw for 15465 F	1	1349 A-5	Support Axle Cone for 21171 AB (188 D)	1	22519 H	Screw for 51244 B
1	88	Screw for 52894 AK	1	1741 A	Support Axle Cone for 21171 AB (22576)	1	22524	Feed Dog Height Adjusting Screw
2	90	Screw for 52882 Y	1	1741 B	Screw for 39271 A	6	22524	Screw for 51282 AF
2	90	Screw for 52882 AD	1	6042 A	Screw for 51250 T (51242 M)	1	22528	Screw for feed dog
2	90	Screw for 52894 AB	1	7947	Spring for 21177 A	1	22528	Screw for 51757 B
1	91	Clamp Screw for presser foot	1	12538	Pin for 1741 B	1	22537	Screw for 53783 N
2	93	Screw for B21375 AH	1	12982	Chain Cutting Knife for 51220 K (187 A, 1741 A)	1	22539 H	Plug Screw
1	95	Plug Screw for bed	1	12982	Washer for 52894 AM	3	22541 B	Screw for 52882 AD
1	95	Screw for 51270 B	1	15465 F	Nut for 51294 R	1	22542	Screw for 51282 Y
2	95	Screw for 51147	1	20149 C	Nut for 51241 K	4	22548	Screw for 52882 AE
1	96	Screw for 51244	2	21114	Lock Nut for 81	2	22550	Screw for 51278 H
1	96	Spot Screw for 51723 A	1	21171 S	Nut for 92201	1	22557 A	Screw for 21662 U (43137 E)
2	98	Screw for 482	1	21171 U	Looper Rocker Cone for 29192 (88)	1	22557 B	Screw for 53783 L
2	98	Screw for 51235	1	21171 V	Pin for 51250 T	2	22559 A	Bearing Cap Screw, lower, for 29105 AA
1	98	Screw for 51244	1	21171 W	Tape Reel Disc for 21171 AB	2	22559 B	Bearing Cap Screw, upper, for 29105 AA
3	98 A	Screw for 52 A	1	21171 AB	Tape Reel Support for 21171 AB (22581, 52782 C)	2	22559 G	Screw for 29066 R
1	98 A	Screw for 51291 A	1	21171 S	Tape Guide for 21171 AB (22585 C)	1	22560 B	Set Screw for 51134
4	109	Tension Disc	1	21171 U	Tape Guide Support for 21171 AB (22585 A)	2	22560 B	Screw for 51493 BP
2	166	Screw for 52972	1	21171 V	Tape Guide Wire for 21171 AB (22585 A)	1	22562 A	Screw for 51254 J
1	187 A	Screw for 1741 B	1	21171 AB	Tape Reel Assembly	1	22564	Screw for ndl, lever link pin, lower
1	188 D	Thumb Screw for 753	1	21171 AB		3	22569 B	Screw for bearing housing
1	258	Nut for 51280 E	1	21171 S		5	22569 B	Screw for 51282 Y
1	258 A	Nut for 660-136	1	21171 U		3	22569 B	Screw for 51493 AH
2	258 A	Nut for 21171 AC	1	21171 W		15	22571 A	Plug Screw
1	258 A	Nut for 56334 E	1	21171 AB		2	22571 B	Plug Screw
1	258 A	Lock Nut for 51745	1	21171 AB		1	22576	Screw for 753
1	258 A	Nut for 52894 AM	1	21171 AB		1	22580 D	Set Screw for 51723 A
2	269	Nut for 51236 G, 51240 E	1	21171 AB		2	22581	Screw for 21171 S
1	402	Screw for 53783 A	1	21171 AB		1	22585 A	Screw for 21171 V
2	482	Collar for 8 (98)						
1	531	Screw for 21662 S, 51257 M						

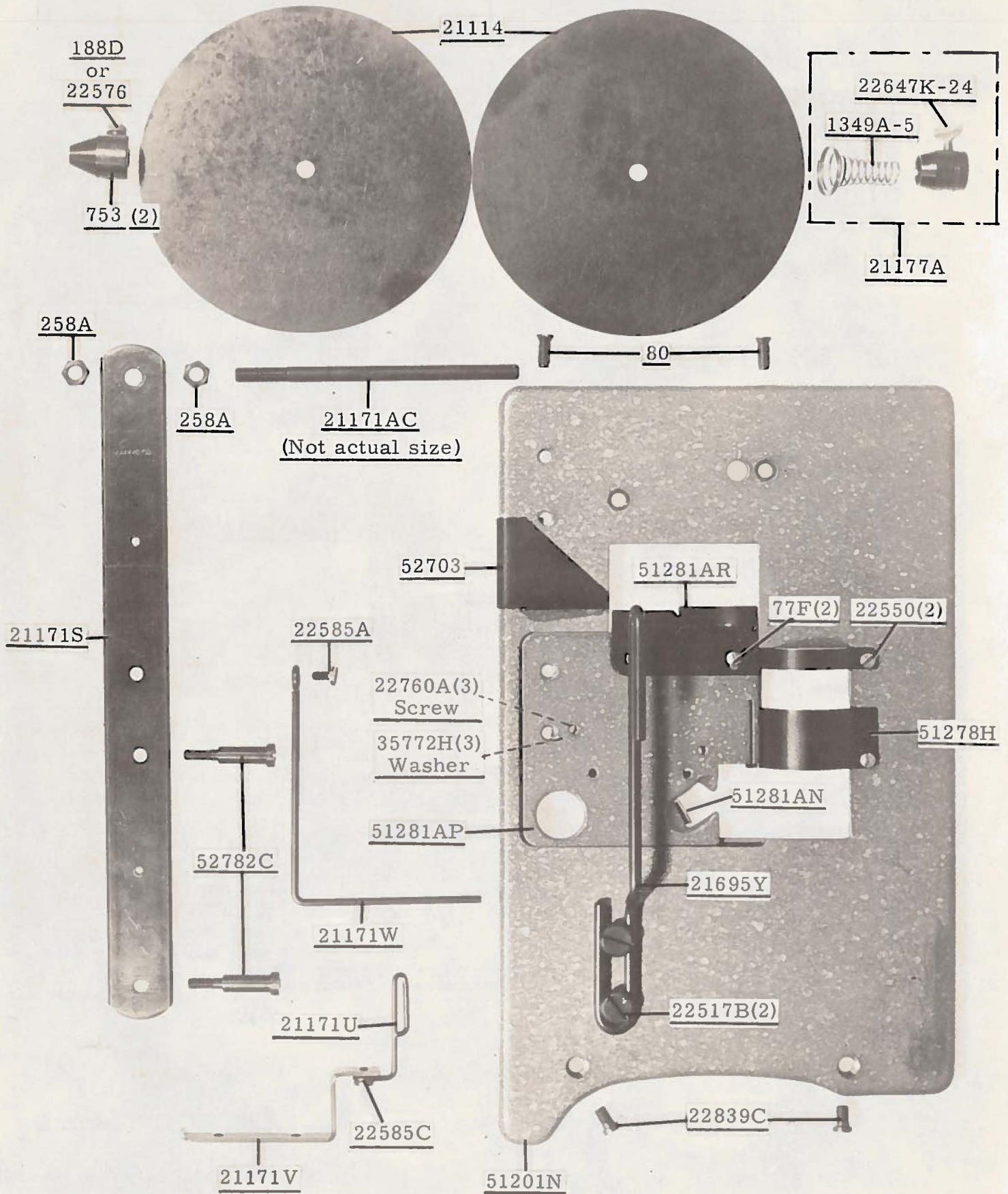
Amt.	Part No.	Description	Amt.	Part No.	Description	Amt.	Part No.	Description
1	22585 A	Screw for 21171 W	1	29476 KN	Knife Drive Connection	1	51230 AE	Presser Foot Shank for 51220 K (91)
2	22585 A	Screw for 51282 AF			Assembly,	1	51235	Feed Rocker (98)
1	22585 B	Screw for 51225 (51225 W)			. 112 inch throw	1	51235 A	Feed Rocker Arm (22519 C, 51235 G)
1	22585 C	Screw for 21171 U	2	35178 D	Spring for 666-65	2	51235 G	Washer for 22519 C
1	22586 R	Screw for 660-212 (51250 D, 51250 F)	2	35178 D	Spring for 666-114	2	51236 A	Link Pin for 51145 A (77)
1	22596	Screw for 21657 Y			Presser Bar Connection Guide Plate (22513)			
2	22596 D	Screw for 51250 S	3	35772 H	Washer for 51281 AN	1	51236 B	Feed Crank Stud Cap (22768)
1	22598 C	Screw for 21657-3	1	39270 E	Upper Knife	1	51236 D	Feed Crank Link for 51236 E
1	22647 K-24	Thumbscrew for 21177 A	1	39271 A	Upper Knife Holder (906)	1	51236 E	Feed Crank Link Assembly
1	22650 CE-6	Set Screw for 21662 R	2	39536 AD	Spring Washer for 21662 R, 21662 U	1	51236 F	Feed Crank Ferrule for 51236 E
1	22729	Screw for 51243 C	1	39582 L	Oil Cap for 52882 AD	1	51236 G	Feed Crank Stud (20, 269, 82)
1	22729 A	Screw for 51294 U	2	41394 A	Gasket for 22733 B	1	51240 E	Looper Connecting Rod (18, 269)
1	22729 B	Screw for 51294 U	1	43137 E	Washer for 22557 A	1	51241 K	Looper Connecting Rod and Ball Joint, right (12538)
1	22733 B	Screw for 52882 L (41394 A)	1	43266	Nut for 51292 G	2	51242 L	Thrust Washer for looper drive lever rocker
1	22758 C	Screw for 53783 A	1	51054	Feed Crank Link Pin (77)	3	51242 M	Washer for 906 A, 22852 A, 52841 G
3	22760 A	Screw for 51281 AP (35772 H)	2	51054	Link Pin for needle lever (77, 22564)	1	51242 P	Looper Drive Lever Shaft
2	22768	Screw for 51236 B	1	51134	Feed Bar (22560 B)	1	51242 R	Looper Drive Lever Shaft Bushing, middle
1	22768	Screw for 56358	1	51134 C	Feed Bar Shaft	1	51242 S	Looper Drive Lever Shaft Bushing, rear
1	22768	Screw for 56358 A				1	51242 W	Looper Drive Lever (22811 B, 22894 H)
1	22768	Screw for 51244 B				1	51242 Y	Looper Drive Lever Rocker (81, 22852 A, 51242 M)
1	22799 N	Screw for 52971 J	1	51134 J	Feed Dog Holder Washer	1	51242 Z	Looper Drive Lever Shaft Bushing, front
1	22801	Screw for 51225	1	51134 P	Felt for 51134 C	1	51243 C	Ball Stud Fork (22729)
1	22811 B	Screw for 51242 W	1	51134 R	Lubricating Felt Guard	1	51244	Looper Rocker Frame (96, 98)
1	22819	Screw for 51217 E	1	51142 F	Eccentric for 29476 KN (22894 T)	1	51244 B	Looper Rocker Shaft Arm (22519 H, 22768)
1	22829	Lock Nut Screw for 51745	1	51144	Looper Rocker Shaft	2	51244 L	Thrust Washer for looper rocker shaft
1	22834	Needle Guard Adjusting Screw	1	51145 A	Eccentric Bearing Assembly for 29476 DV	1	51244 N	Looper Rocker Shaft Clamp Collar (18, 51216 N, 55244 G)
2	22839 C	Screw for cloth plate	1	51145 E	Eccentric Bearing Assembly for 29476 KN	1	51246	Looper Rocker Stud Nut
1	22845 B	Screw for 51281 AN	1	51147	Main Shaft Collar (95)	1	51247	Main Shaft Counterweight (22894 J)
3	22848	Screw for 51282 AH (20)	1	51150	Needle Lever Shaft Stop Collar (719)	1	51249 B	Lower Knife Bushing for 51215 J
1	22848	Screw for 51758	1	51201 N	Cloth Plate (80, 22839 C)	1	51250 D	Washer for 22586 R
9	22848	Screw for 52882 L	1	51205 K	Feed Dog (22528)			
1	22852 A	Screw for 51242 Y (51242 M)	1	51213	Looper Rocker for 29192			
1	22852 A	Screw for 51250 S	2	51216 G	Needle Lever Connecting Rod			
1	22863	Feed Dog Holder Adjusting Screw	28	51216 M	Needle Bearing Roller for 29476 HA			
1	22883 A	Plug Screw	1	51216 N	Washer for 56315			
1	22889 A	Adaptor Plug	1	51216 N	Washer for 55244 G			
2	22889 C	Screw for 51758	1	51216 P	Nut for 56315			
1	22889 D	Plug Screw, back	1	51217 E	Needle Bar (22819)			
4	22894 C	Plug Screw, left	1	51220 H	Presser Foot, optional for taping operation (91)			
2	22894 C	Eccentric Set Screw for 29105 AA	1	51220 K	Presser Foot, where chaining is required (91)			
1	22894 C	Screw for 52373 B	1	51221 C	Pulley (22894 F)			
1	22894 D	Eccentric Spot Screw for 29105 AA	1	51222 K	Main Shaft			
1	22894 D	Spot Screw for 51406	1	51224 K-1/8	Throat Plate (87)			
1	22894 F	Screw for pulley	1	51225	Needle Guard (22585 B, 22801)			
1	22894 H	Screw for 51242 W	1	51225 W	Washer for 51225			
2	22894 J	Screw for 51247	1	51230 AC	Presser Foot Bottom for 51220 H			
1	22894 T	Set Screw for 51142 F	1	51230 AD	Presser Foot Bottom for 51220 K			
1	29066 R	Needle Lever Connecting Rod Ball Joint Assembly (22559 G)						
1	29105 AA	Looper Drive Eccentric Assembly						
1	29192	Looper Rocker Assembly						
1	29348 Y	Needle Lever Assembly						
2	29476 DV	Feed Lift and Looper Avoid Eccentric Assembly, .062 inch throw						
1	29476 HA	Crankshaft Assembly, .770 inch throw						

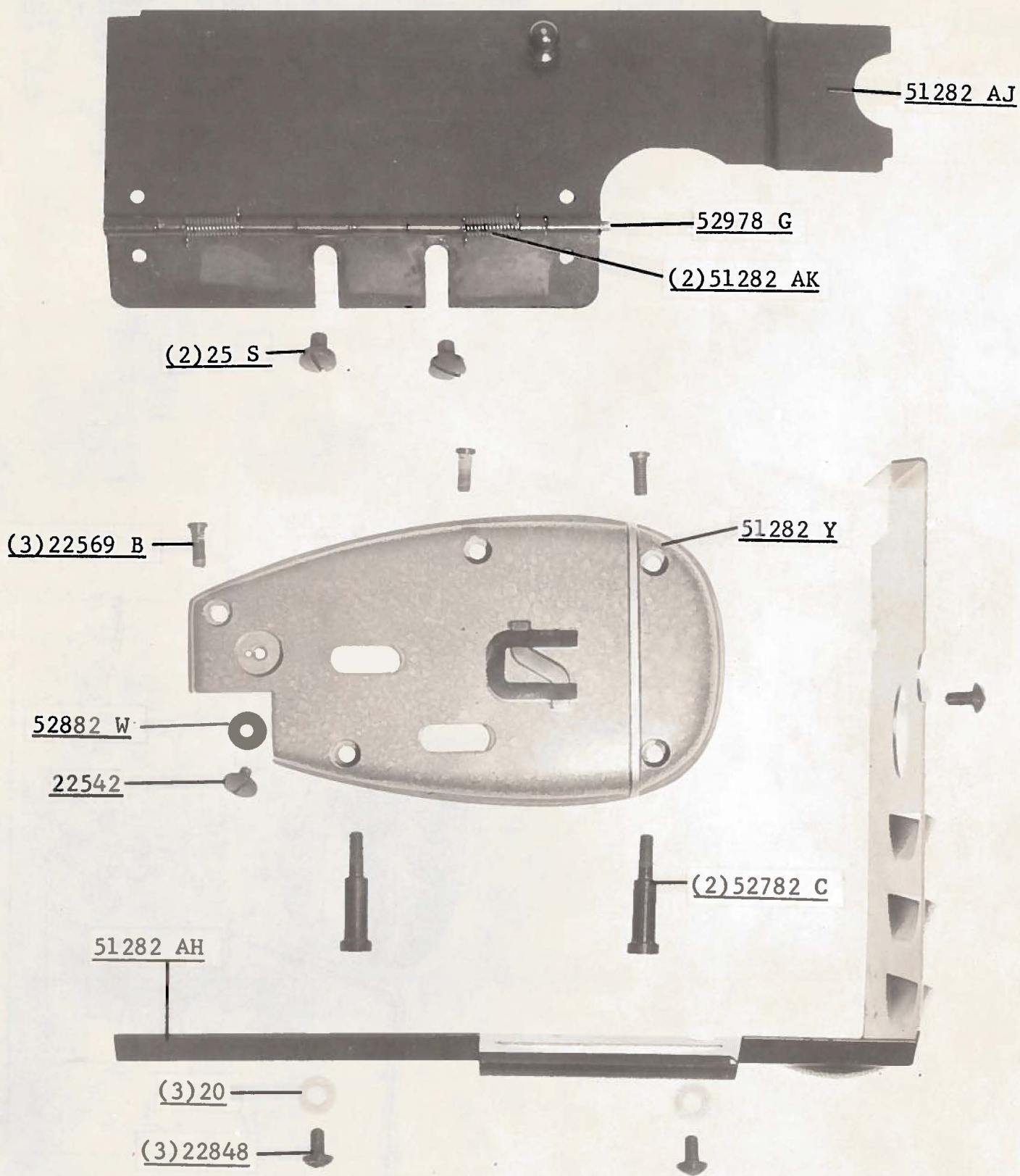
Amt.	Part No.	Description	Amt.	Part No.	Description	Amt.	Part No.	Description
1	51257 AA	Presser Bar	1	51493 D	Oil Pump Driving	1	52892	Tension Post
		Bushing, lower			Shaft			Support
1	51270 B	Needle Thread	2	51493 E	Driving Shaft Gear	2	52894 AB	Oil Tube Holder
		Take-up Wire (95)	1	51493 AG	Oil Pump Housing			(90)
1	51272 D	Block Guide Collar			(22569 B)	1	52894 AK	Oil Tube for
		Shaft Spring	1	51493 AH	Oil Pump Housing			looper rocker
1	51273 C	Upper Knife Lever			Cover (22569 B)			and left ball
		Stud Support	1	51493 BK	Lint Filter Screen			joint (88)
		Bracket	1	51493 BP	Oil Pump Driving	1	52894 AM	Oil Tube for
		(667 B-10, 22517)			Gear (22560 B)			right ball joint
1	51278 H	Chip Guard (22550)	1	51493 BQ	Oil Pump Driven			(258 A, 6042A)
1	51280 E	Throat Plate			Gear (531)	2	52936	Feed Rocker
		Support Pin (258)	1	51704	Cast-off Plate (28)			Shaft Bushing
2	51280 J	Dowel Pin for	1	51723 A	Take-up	1	52944 T	Looper Rocker
		51280 N			(96, 22580 D)			Shaft Bushing,
1	51280 N	Throat Plate	1	51745	Looper Rocker			left
		Support (80)			Cone Stud for	1	52944 U	Looper Rocker
1	51281 AN	Cloth Plate Cover			29192 (258 A,			Shaft Bushing,
		Spring (22760 A,			22829, 51246)			right
		22845 B, 35772 H)	1	51757 B	Cast-off Plate	1	52971 J	Knife Clamp
1	51281 AP	Cloth Plate Cover			Support			Plate (22799N)
1	51281 AR	Cloth Plate Cover			(21657 E, 22528)	1	52972	Knife Guide
		Adjustable	1	51758	Frame Needle			Collar (166)
		Extension (77 F)			Thread Eyelet	1	52978 G	Hinge Pin for
1	51282 Y	Head Cover			(20, 22848,			51282 AJ
		(22569 B)			22889 A)	1	53783 A	Lifter Lever
1	51282 Z	Gasket for 51282 Y	1	52336	Link Pin for			Link (402,
1	51282 AE	Needle Lever			52373 C (660-215)	1	53783 L	22758 C)
		Bearing Oiler (90)	2	52373 A	Bushing for 52373			Presser Foot
1	51282 AF	Oil Reservoir Top	1	52373 B	Knife Arm Stud			Lifter Lever
		Cover (22524,	1	52373 C	Knife Arm			Bell Crank
		22585 A)	1	52470	Stop for looper			(22557 B)
1	51282 AH	Oil Shield			connecting rod	1	53783 M	Presser Foot
		(20, 22848)	1	52703 A	Edge Guide			Lifter Lever
1	51282 AJ	Hinged Oil Shield	2	52782 C	Adaptor Screw			Connecting
		(25 S)			for 21171 S			Rod
2	51282 AK	Spring for 51282 AJ	1	52794 G	Oil Tube for feed	1	53783 N	Presser Foot
1	51283 H	Presser Foot Lifter			lift and looper			Lifter Lever,
		and Tension Disc			avoid eccentric			internal
		Release Lever	1	52841 G	Locking Stud for			(22537)
1	51290 T	Main Shaft Bushing,			51242 Y (52841 J)	1	55241 E	Spring for
		middle	1	52841 J	Nut for 52841 G			51241 K
1	51291 A	Looper Thread	1	52882 L	Oil Reservoir Back	1	55241 N	Looper
		Guard (98 A)			Cover (22733 B,			Connecting
2	51292 A	Tension Post			22848, 41394 A)			Rod Ball
		Ferrule	1	52882 M	Gasket for 52882 L			Joint, left
2	51292 C	Tension Nut			Gasket for 52882 AD			(18)
2	51292 D	Tension Thread	1	52882 U	Gasket for 52882 AE	1	55244 G	Looper Rocker
		Eyelet	1	52882 W	Gasket for 22542			Shaft Collar
1	51292 F-1	Tension Spring,	1	52882 Y	Baffle Plate (90)			Stud (18,
		looper	1	52882 AA	Oil Drip Plate for			51216 N)
1	51292 F-5	Tension Spring,			52882 AD (90)	1	56315	Needle Lever for
		needle	1	52882 AC	Oil Cap Torsion			29348 Y
2	51292 G	Tension Post (43266)			Spring for 52882 AD	1	56334 E	Feed Dog
1	51294 K	Upper Clamp for	1	52882 AD	Chamber Cover			Holder
		51294 U			(22541 B)			(258 A, 51134 J)
1	51294 M	Oil Siphon Tube	1	52882 AE	Crank Chamber	1	56341 G	Spring for 51241 K
1	51294 P	Oil Tube Clamp			Cover (22548)	1	56350 A	Needle Lever Stud
		(7947, 51294 R)	1	52883 R	Presser Foot			for 29348 Y (719)
1	51294 R	Screw for 51294 P			Lifter	1	56354 A	Needle Bar Link
		(7947)			Lever Bushing			for 29348 Y
1	51294 U	Oil Siphon	1	52883 S	Presser Foot	1	56356	Presser Spring
		Assembly			Lifter Lever			Regulator
		(22729 A, 22729 B)			Bell Crank	1	56358	Needle Bar
1	51294 X	Oil Tube for knife arm			Spring			Thread
1	51294 Z	Oil Siphon Tube	2	52890 C	Main Shaft			Eyelet (22768)
		Connection (21212)			Bushing, left	1	56358 A	Needle Lever
1	51382 A	Gasket for 51282 AF			and inner right			Thread Eye,
1	51406	Eccentric for	1	52891 B	Crankshaft			(22768)
		29476 DV (22894 D)			Housing,	1	56390 E	Crankshaft
1	51409 C	Looper (73, 21210 A)			includes			Bearing
2	51491 C	Lead-in Thread Eyelet			bushing (22569 B)			Housing Gasket
						2	80557	Spacing Washer
								for 21657-3
								52892
						1	92201	Spring Adjusting
								Screw for
								21664 F
								(12982)

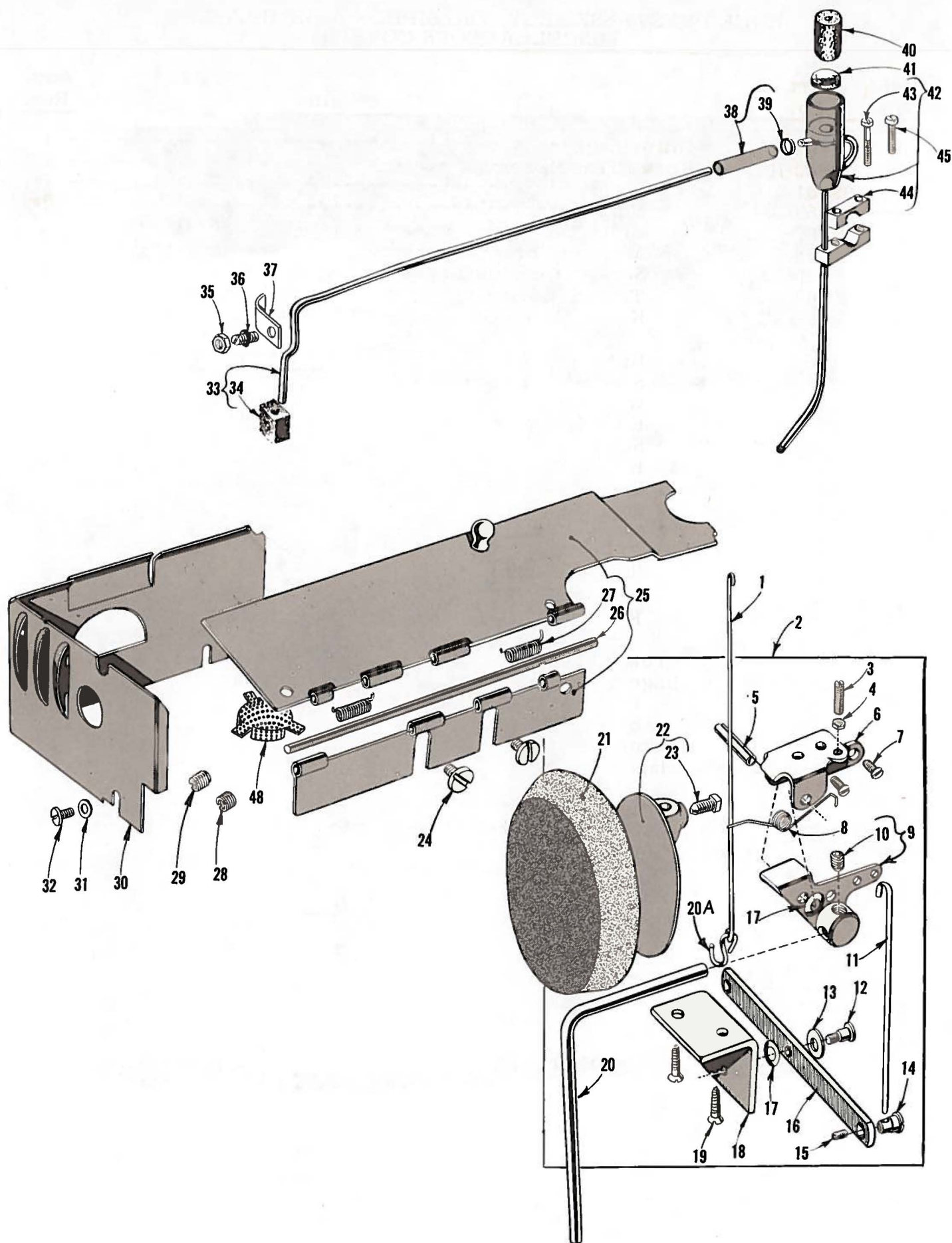
NOTE: Numbers in parenthesis following parts description indicate the screws, nuts, etc., used to attach or hold these parts.











KNEE PRESS ASSEMBLY, OIL SIPHON ASSEMBLY AND
MISCELLANEOUS COVERS

<u>Ref. No.</u>	<u>Part No.</u>	<u>Description</u>	<u>Amt. Req.</u>
1	51493 BC	Lifter Link -----	1
2	21660 H	Knee Press Assembly -----	1
3	92201	Screw -----	1
4	12982	Nut -----	1
5	660-219 G	Roll Pin -----	1
6	21664 F	Mounting Bracket -----	1
7	80	Screw, for attaching -----	2
8	21662 V	Torsion Spring -----	1
9	21662 R	Knee Press Lifter Arm -----	1
10	22650 CE-6	Screw -----	1
11	21662 T	Knee Press Link -----	1
12	22557 A	Screw -----	1
13	43137 E	Washer -----	1
14	21662 S	Knee Press Link Connection -----	1
15	531	Screw -----	1
16	21662 U	Knee Press Lever -----	1
17	39536 AD	Spring Washer -----	2
18	21664 C	Bracket -----	1
19	SC303	Wood Screw, #12 x 1 inch -----	2
20	21663 A	Knee Press Plate Lever -----	1
20A	660-264	"S" Hook -----	1
21	660-168	Knee Press Plate Cushion -----	1
22	21664	Knee Press Plate -----	1
23	69 FD	Screw -----	1
24	25 S	Screw -----	2
25	51282 AJ	Hinged Oil Shield -----	1
26	52978 G	Hinge Pin -----	1
27	51282 AK	Spring -----	2
28	22889 D	Adaptor Plug Screw, left side -----	1
29	22889 C	Adaptor Plug Screw, back -----	2
30	51282 AH	Oil Shield -----	1
31	20	Washer -----	3
32	22848	Screw -----	3
33	51294 M	Oil Siphon Tube -----	1
34	666-214	Felt Lint Filter -----	1
35	7947	Nut -----	1
36	51294 R	Screw -----	1
37	51294 P	Oil Tube Clamp -----	1
38	51294 Z	Oil Tube Connection -----	1
39	21212	Locking Ring, for oil siphon connection -----	1
40	666-201	Felt Plug -----	1
41	666-209	Felt Plug -----	1
42	51294 U	Oil Siphon Assembly -----	1
43	22729 B	Screw -----	1
44	51294 K	Clamp, upper -----	1
45	22729 A	Screw -----	1
48	51493 BK	Lint Filter Screen -----	1

Here are Oil Specifications for Union Special Sewing Machines

Specification 174 specifies a high quality petroleum oil, viscosity 100 seconds at 100°F. Recommended for all oiling applications on high speed machines.

Specification 175 specifies a high quality petroleum oil, viscosity 100 seconds at 100°F., water white or with a maximum A.S.T.M. color number of 1. *For use where freedom from oil staining is paramount.*

Specification 87 specifies a high quality petroleum oil, viscosity 300 seconds at 100°F.

Specification 100 specifies a general purpose high quality grease for use in ball bearings and transmitters. It is similar to commercial N.L.G.I., grease No. 3. Where No. 3 grease is not obtainable, No. 2 may be used.

UNION SPECIAL

SPECIFICATION NO.	174	175	87
Viscosity S.S.U. at 100°F	90-125	90-125	300-350
Flash (Min.)	350	350	350
Pour (Max.)	20	20	20
Color A.S.T.M. (Max.)	3	1	3
Neutralization No. (Max.)	0.10	0.10	0.10
Viscosity Index (D & D Min.)	85	85	85
Compounding	None	None	None
Copper Corrosion (Max.)	1A	1A	1A

*Online No. 175-225 175-225 175-225

*Used with Buna N Rubber "O" Retainers



NOTE 1: The use of non-corrosive additives in oils meeting above classification is desirable but not essential. These may include:

1. Oxidation inhibitors
2. Rust inhibitors
3. Lubricity additives
4. Anti-oxidants
5. Film strength additives

These additives must be completely soluble in the oil and not removable by wick feeding nor shall they separate.

NOTE 2: Oils containing the following type additives shall not be used at any time:

1. Extreme pressure additives—corrosive
2. Tackiness or adhesive additives
3. Lead soap additives
4. Detergents



**UNION SPECIAL
CORPORATION**

Helpful, authoritative information on the most efficient types of equipment for making virtually any machine sewed article is available from Union Special Sales Promotion Department. Among the many interesting, illustrated bulletins that are available without obligation are the following:




- No. 240, "Men's, Women's, Children's Footwear"
- No. 249, "Rainwear"
- No. 250, "Men's Dress Shirts"
- No. 251, "Service Shirts and Pants"
- No. 252, "Men's Shorts and Pajamas"
- No. 253, "Overalls, Coveralls, and Dungarees"
- No. 254, "Men's Knit Underwear"
- No. 256, "Knit Outerwear"
- No. 259, "Men's Sports Shirts"
- No. 260, "Work Gloves"
- No. 262, "Cotton, Burlap, Jute, and Multiwall Paper Bags"
- No. 263, "Men's Clothing"
- No. 264, "Men's Women's, Children's Jackets"
- No. 265, "Women's Wear"
- No. 266, "Women's Wear And High Fashion"
- No. 267, "Corsets, Girdles, Brassieres"
- No. 268, "Children's Wear"
- No. 269, "Mattresses, Slip Covers, Furniture Upholstery"
- No. 271, "Awnings, Canopies, Tents, Tarps"
- No. 273, "Curtains & Drapes"
- No. 610, "Klipp-it"
- No. 710, "MCS ForMation Unit"
- No. 730, "MCS Automatic Dual Underfront Shirt Hemmer"
- No. 740, "MCS Automatic Rib-Knit Cuff Machine"
- No. 750, "Fusing Presses"
- No. 1100, "Lewis Blindstitch, Chainstitch, Lockstitch, Machines"
- No. 1105, "Button Sewers—Ticket Tackers"
- "Columbia Blindstitch, Saddle Stitch, and Tie Closing Machines"
- No. 1500, "Alteration Department Machines"



**UNION SPECIAL
CORPORATION**

**HERE ARE HELPFUL
BULLETINS and CATALOGS
TO HELP YOU SOLVE
SEWING PROBLEMS**





Union Special[®]
INDUSTRIAL SEWING MACHINES

UNION SPECIAL maintains sales and service facilities throughout the world. These offices will aid you in the selection of the right sewing equipment for your particular operation. Union Special representatives and service men are factory trained and are able to serve your needs promptly and efficiently. Whatever your location, there is a Union Special Representative to serve you. Check with him today.

ATLANTA, GA.

BOSTON, MASS.

CHICAGO, ILL.

DALLAS, TEXAS

LOS ANGELES, CAL.

NEW YORK, N. Y.

PHILADELPHIA, PA.

MONTREAL, CANADA

TORONTO, CANADA

BRUSSELS, BELGIUM

LEICESTER, ENGLAND

LONDON, ENGLAND

PARIS, FRANCE

STUTT GART, GERMANY

Representatives and distributors in all important
industrial cities throughout the world.

UNION SPECIAL CORPORATION
400 N. FRANKLIN ST., CHICAGO, ILL. 60610